

# EVERIS™ LQ8 SERIES CONNECTOR

**Everis™ LQ8 Series quick disconnect couplings** feature 1/2" flow for liquid cooling of electronics applications. Specifically designed for thermal management applications, Everis LQ8 connectors offer a high-flow capacity to optimize liquid cooling system performance. They provide ultra-reliable, dripless connections and disconnections for ease of use and peace of mind given proximity to sensitive or valuable equipment components. LQ8 quick disconnects (QDs) use a patented design which offers reliable long-term connections. EPDM seals are a standard for compatibility with glycol/water coolants. For other material and termination options contact CPC; CPC sales representatives and applications engineers are available to assist with any questions you may have.



## SPECIFICATIONS

**PRESSURE:** Vacuum to 120 psi, 8.3 bar

### TEMPERATURE:

**Operating:** 0°F to 240°F (-17°C to 115°C)

### Storage/Shipping:

-40°F to 240°F (-40°C to 115°C)

### MATERIALS:

**Main Components:** Nickel-chrome plated brass

**Valves and thumb latch:** Polyphenylsulfone (PPSU)

**Valve Springs (wetted):** Stainless steel

**External spring:** Stainless steel

**Seals:** EPDM

**Compliance:** RoHS, REACH

**COLOR:** Chrome with Black

**TUBING SIZES:** 5/8" ID (15.9 mm ID)

**LUBRICANTS:** Krytox® PFPE

**FORCE TO CONNECT:** 21 lbs. typical at 0 psi

### SPILLAGE:

0.02 cc per disconnect rated at 0 psi

0.07 cc per disconnect rated at 60 psi

**AIR INCLUSION:** 0.50 cc per connect

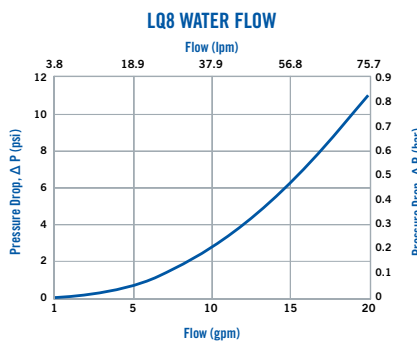
**FLOW COEFFICIENT:** Cv ~ 6.0 (5.2 Kv)

**WARNING:** Pressure, temperature, chemicals, and operating environment can affect the performance of couplings. It is the customer's responsibility to test the suitability of CPC's products in their own application conditions.

## FEATURES

- Non-spill valve → Disconnect under pressure with no spills
- Redundant, multi-lobed seals → Extra protection from leak-causing contaminants and debris
- High flow capacity with low pressure drop → Efficient, cost-effective cooling
- EPDM seals → Compatibility with common coolants (e.g., glycol/water)
- Ergonomic body and latch design → Simple, intuitive, one-handed operation
- Audible click → Connection assurance
- Low profile → Meets size requirements for space-constrained electronics applications
- Single-piece options for insert and body → Space saving

## BENEFITS



*These graphs are intended to give you a general idea of the performance capabilities of each product line. Contact CPC for flow of a particular coupling combination.*

## DID YOU KNOW




Not all elastomers are compatible with all fluids used in liquid cooling. And low temperature seals may be needed for frigid environments.






[cpcworldwide.com/Everis-LQ8](http://cpcworldwide.com/Everis-LQ8)

# EVERIST™ LQ8 SERIES DIMENSIONS

## COUPLING BODIES - Nickel-chrome plated brass

TERMINATION	TUBING/THREAD SIZE	METRIC EQ.	SHUTOFF	HEX	A	B	C
 IN-LINE LOCKING HOSE BARB	5/8" ID	15.9 mm ID	LQ8D17010L		1.58 (40.1)	4.25 (108.0)	2.73 (69.3)
 IN-LINE STRAIGHT THREAD SAE	3/4 SAE-12: 1-1/16-12 <sup>1,3</sup>		LQ8D30012	1 - 1/4"	1.58 (40.1)	2.58 (65.6)	2.15 (54.6)
 IN-LINE STRAIGHT THREAD G / BSPP	G 3/4 <sup>2</sup>		LQ8D31012		1.58 (40.1)	3.30 (83.8)	2.80 (71.1)

## COUPLING INSERTS - Nickel-chrome plated brass

TERMINATION	TUBING/THREAD SIZE	METRIC EQ.	SHUTOFF	HEX	A	B	C
 IN-LINE LOCKING HOSE BARB	5/8" ID	15.9 mm ID	LQ8D22010L		1.30 (33.0)	4.00 (101.6)	0.80 (20.4)
 IN-LINE STRAIGHT THREAD SAE	3/4 SAE-12: 1-1/16-12 <sup>1,3</sup>		LQ8D46012	1 - 1/4"	1.30 (33.0)	2.40 (61.0)	0.22 (5.6)
 IN-LINE STRAIGHT THREAD G / BSPP	G 3/4 <sup>2,3</sup>		LQ8D47012	34mm	1.40 (35.6)	2.40 (61.0)	0.22 (5.6)

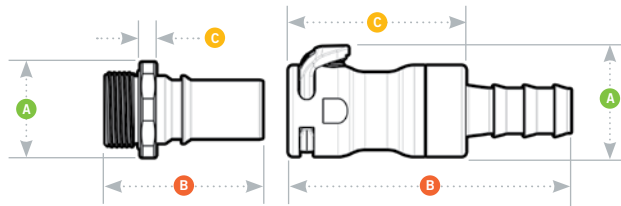
All measurements are in inches (millimeters) unless otherwise noted.

<sup>1</sup>All SAE terminations are compatible with SAE J1926-1 ports.

<sup>2</sup>All G (BSPP) terminations are compatible with ISO 1179-1 ports.

<sup>3</sup>One-piece design

## PRODUCT DIMENSIONS



- A** = Height/Diameter
- B** = Total Length
- C** = Connected Length

## Why Chemical Compatibility is Critical

Download tech guide to learn about component material compatibility and liquid cooling system performance.



READ TECH GUIDE →



[cpcworldwide.com/LC-Chem-Comp-Guide](http://cpcworldwide.com/LC-Chem-Comp-Guide)